

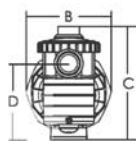
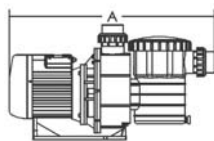


“EMAUX” SB SERIES POOL PUMPS COMPLETE SET COMPLETE SET WITH UNIONS

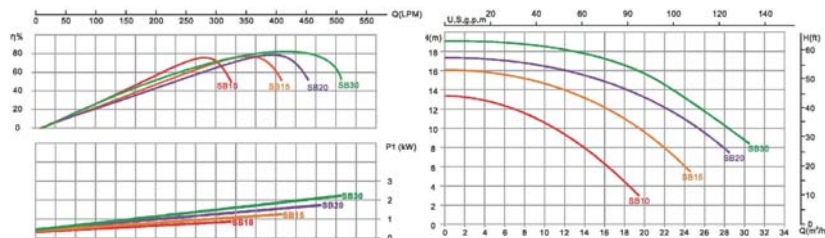


Highlight Features:

- Asynchronous, Two Poles
- Class insulation: 130
- IPX5 Waterproof Standard
- Built-in thermal protection
- External heat sink
- Overload protection
- S.S. 316 Shaft & Mechanical Seal



Model No	A mm	B mm	C mm	D mm	Capacitance 220V	Weight(kg)
SB10	717	275	413	248	25µF	16.00
SB15	717	275	413	248	25µF	17.00
SB20	717	275	413	248	30µF	23.00
SB30	717	275	413	248	35µF	24.00



Code	Model	In/Outlet (inches)	Flowrate (gpm)	Flowrate (m ³ /h)	Head (m)	Noise (dB)	H.P.	Voltage	Phase
20700510150	SB10	2	48.40	11.00	10	67	1.0	220	1
20700510155	SB15		85.80	19.50		67	1.5		
20700510160	SB20		110.90	25.20		69	2.0		
20700510165	SB30 - 220		124.08	28.20		69	3.0		
20700510170	SB30 - 380		124.08	28.20		69	3.0	380	3



“EMAUX” SC SERIES POOL PUMPS COMPLETE SET COMPLETE SET WITH UNIONS

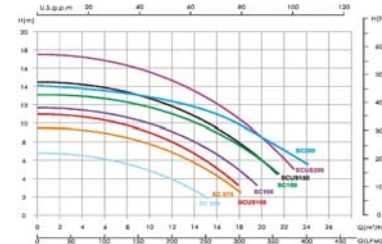
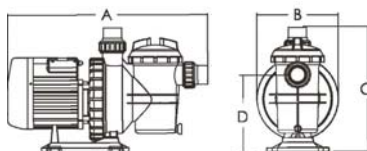


Highlight Features:

- Asynchronous, Two Poles
- Class insulation: 130
- IPX5 Waterproof Standard
- Built-in thermal protection
- Overload protection
- External heat sink
- S.S. 316 Shaft & Mechanical Seal



Model No	A mm	B mm	C mm	D mm	Capacitance 220V	Capacitance 110V	Capacitance 110V/230V	Weight(kg)
SC050	600	240	370	221	14µF	40µF	/	10.4
SC075	600	240	370	221	20µF	60µF	/	12.1
SC100	600	240	370	221	25µF	90µF	/	13.4
SC150	600	240	370	221	25µF	90µF	/	14.9
SC200	600	240	370	221	30µF	90µF	/	15.4



Code	Model	In/Outlet (inches)	Flowrate (gpm)	Flowrate (m ³ /h)	Head (m)	Noise (dB)	H.P.	Voltage	Phase
20700510175	SC050	1.5	53.00	12.00	4	60	0.5	220	1
20700510180	SC075		57.00	12.90	8	68	0.75		
20700510185	SC100		30.00	6.80	10	70	1.0		
20700510190	SC150		58.00	8.90	10	70	1.5		
20700510195	SC200		72.00	16.30	10	73	2.0		